

# TMS-C1500 Cart Solution



The ROEQ TMS-C1500 is designed to transport heavy loads. When combined with the ROEQ S-Cart1500W, this top module lets you transport up to 800kg with the MiR500 and MiR600 and up to 1500kg with the MiR1000 and MiR1350. This top module enables your robot to pick up and drop off in free space and the cart can be maneuvered manually by personnel, between loads. If you need precision drop-off, you can use it with the ROEQ DS Standalone docking station\*. Using the ROEQ TMS-C1500, one large robot can handle different types and sizes of goods on multiple missions, giving you maximum use of your robots.

All ROEQ top modules come with the ROEQ Assist software tool which is fully compatible with MiR software. It reduces the integration time needed, assisting the setup of the system, and creating the right footprints for the robot to facilitate safe navigation. The tool builds standard missions to get you up and running faster.

*\*cart is not held in place by the DS Standalone.*



## Specifications

**Robot compatibility:**  
MiR500, MiR600, MiR1000, MiR1350

**ROEQ product compatibility:**  
S-Cart1500W, S-Cart Rails, I/O Kit 500/1000, I/O Kit 600/1350, DS Standalone

**Payload of TMS-C1500 with S-Cart1500W:**  
MiR500/600: up to 800kg/1763lbs  
MiR1000/MiR1350: up to 1500kg/3307lbs

**Size (l x w x h):** 1304 x 864 x 91mm/51.3 x 34 x 3.6"

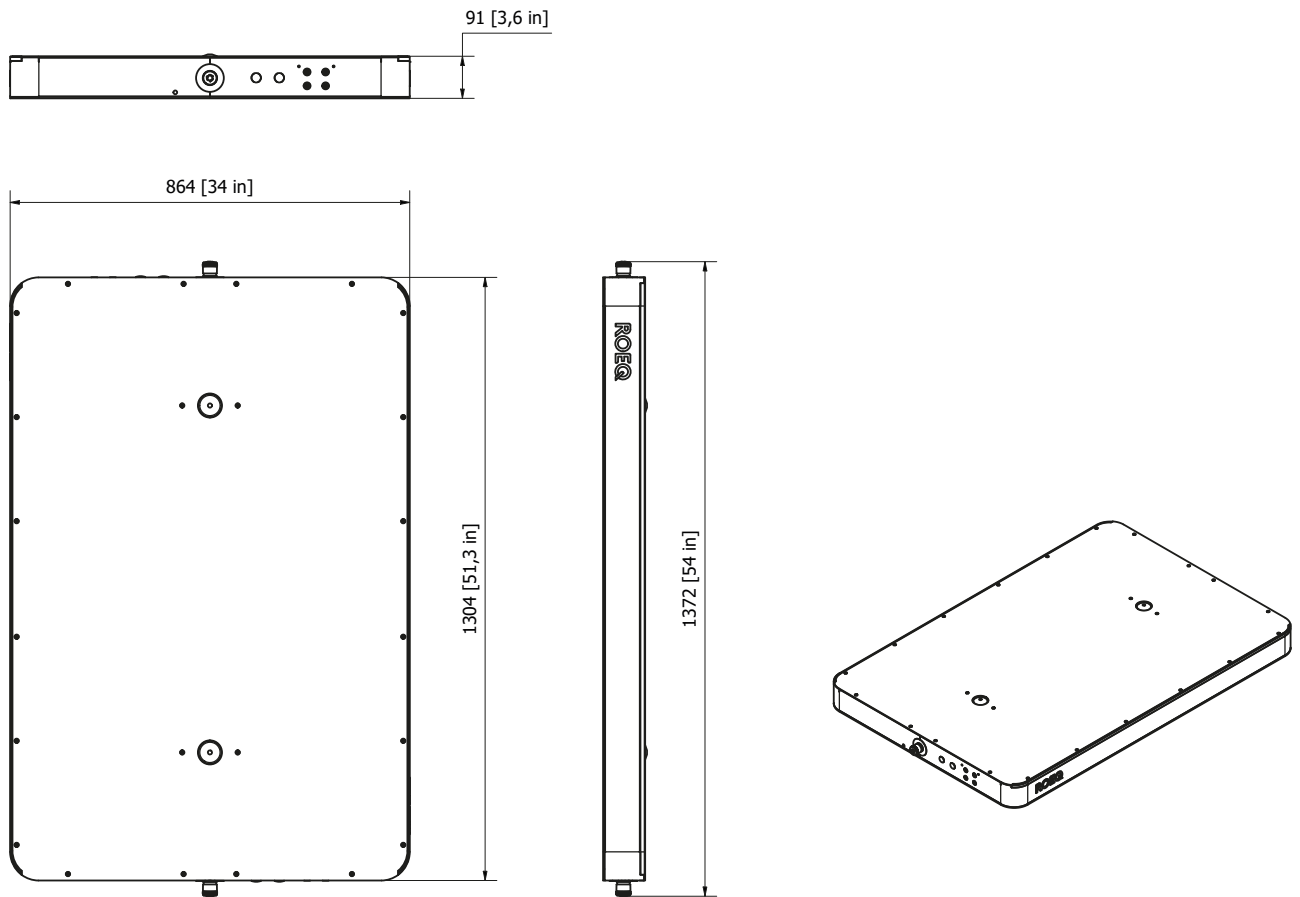
**Weight:**  
TMS-C1500 (MiR500/600) = 111kg /245lbs  
TMS-C1500 (MiR1000/1350) = 331kg/730lbs








## Features

- Substantially increases the payload potential of your MiR robot
- Large cargo area for large loads - e.g. stringer-type US pallets
- Traction kit included for reliable performance
- Pick up and drop off in free space
- The S-Cart1500W provides tilt stability for safe transport of goods
- Multiple carts can be used in the same setup
- I/O Kit allows connection of 3rd party equipment like light towers, etc.
- Mounting holes for 3rd party equipment

Use with the  
**ROEQ S-Cart1500W** for  
transport of up to 1500kg





| Product no. | Product name             | Description   |   |
|-------------|--------------------------|---|---|
| 272a1000    | TMS-C1500 (MiR500/600)   | Top Module for S-Cart 1500W for transporting heavy loads on MiR500/600. Includes traction kit.                        |  |
| 272a1001    | TMS-C1500 (MiR1000/1350) | Top Module for S-Cart1500W for transporting heavy loads on MiR1000/1350. Includes enhanced traction kit.              |  |
| 272a9000    | S-Cart1500W              | Cart for TMS-C1500, that can take heavy loads of up to 1500kg   |  |
| 272a9600    | S-Cart Rails             | Rails for transporting Euro/US pallets and other large goods.   |  |
| 268a8000    | I/O Kit 500/1000         | Input/output to the MiR500/1000 (through a ROEQ top module) for equipment like light tower, extra emergency stop etc. |  |
| 272a8001    | I/O Kit 600/1350         | Input/output to the MiR600/1350 (through a ROEQ top module) for equipment like light tower, extra emergency stop etc. |  |
| 265a5040    | DS Standalone            | For precision placement this product can be used. Note it will not hold or "dock" the S-Cart1500W                     |  |

Visit [roeq.dk](http://roeq.dk) for more information or to see films of products in action.

**Contact your local ROEQ Partner for more guidance**